



District Report Card: 2017


State: Odisha	District: Gajapati
Class: 8	Subject: Language
Schools: 50	Students: 1453


Participation/Coverage


Students

<div>GENDER</div> <div></div>	Boys				Girls			
	Number		%		Number		%	
	752		51.75		701		48.25	

<div>AREA</div> <div></div>	Rural				Urban			
	Number		%		Number		%	
	1306		89.88		147		10.12	

<div>CATEGORY</div> <div></div>	SC		ST		OBC		GEN	
	Number	%	Number	%	Number	%	Number	%
	111	7.64	899	61.87	408	28.08	35	2.41

<div>CWSN</div> <div></div>	LD	VI	HI	S&LD	ID	Oth
	5	0	1	0	4	2

<div>Management</div> <div></div>	Government			Government-aided		
	Number		%	Number		%
	1183		81.42	270		18.58

Average Performance of Students in Language (%)

Overall	Gender		Area		Management		Social Group			
	Male	Female	Rural	Urban	Govt.	Aided	SC	ST	OBC	GEN
40.57	39.78	41.42	40.97	37.01	40.57	40.57	37.36	39.96	41.99	49.71

Performance on Learning Outcomes (LOs)

Learning Outcomes	Description	Average Performance(%)
L813	Read textual/non-textual materials with comprehension and identifies the details, characters, main idea and sequence of ideas and events while reading	40.57

Range of Performance of Students who Answered Correctly							
Below 30%		30% - 50%		50% - 75%		Above 75%	
Number	%	Number	%	Number	%	Number	%
464	31.93	498	34.27	419	28.84	72	4.96

Lowest Performing Learning Outcomes (LOs)

1 - Read textual/non-textual materials with comprehension and identifies the details, characters, main idea and sequence of ideas and events while reading (40.57)